



气动式端子压接机 PNEUMATIC CRIMPING TOOLS

AM6-4

- 四边的压接模片取代传统式的固定模具，可更灵活压接管状预绝缘端子。
- 四角形无级数调整，压接平方数由 0.08-6mm² 自由设定。
- 压接后，外型美观。呈现六角形，没有凸出的飞边。
- The traditional fixed mould is replaced by the square crimping mould, which may perform flexible crimp connection to tubular insulated terminals.
- Since the square can be adjusted steplessly, the crimping specification can be set freely within 0.08-6mm².
- After crimping, the terminals look beautiful in hexagon without any flash edge.



The machine is driven by dual-action normal cylinder, which has advantages of high efficiency and quality in crimping force and speed. The machine is fit for crimping insulated and non-insulated cable end-sleeves.

Accessories: one foot air valve, two air pipes.


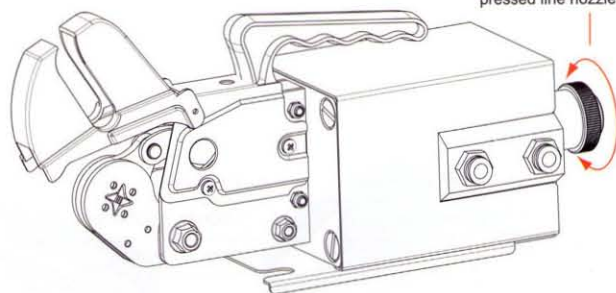
本产品采用双作用标准气缸驱动，在压接力和压接速度上具有高效率与高品质的优点。极适用管状端子。

随机附件：脚踏气阀 1 只，气管 2 条

工具参数 Specification

型号 Description	AM-6-4
压接范围 Range of Application	管形端子 0.08-6mm ²
出力 Output force	13.5 KN
气压范围 Applicable air pressure	0.4 ~ 1Mpa
外观尺寸 External dimension	260mm × 120mm × 140mm
重量 Weight	5Kg


调节压线口的口径
Adjust the caliber of pressed line nozzle



先把管形端子和相匹配电源线装好。
Assemble the cable end-sleeves and the power supply cord at first



根据所需压接的端子直径来调节压接口的大小。(正方向旋转为加大口径，反方向旋转为减小口径)
Adjust the size of nozzle according to the diameter of the clamped cable end-sleeves you required. (Increase caliber by twisting clockwise ,Decrease caliber by anticlockwise)




用调整好的口径压接端子。
Clamp the cable end-sleeves with adjusted caliber

气动式端子压接机 PNEUMATIC CRIMPING TOOLS

AM6-6

- 六边的压接模片取代传统的固定模具，可更灵活压接管状预绝缘端子。
- 六角形无级数调整，压接平方数由 0.08-6mm² 自由设定。
(如步骤 2，进行调整)
- 压接后，外型美观。呈现六角形，没有凸出的飞边。
- The traditional fixed mould is replaced by the hexagonal crimping mould, which may perform flexible crimp connection to tubular insulated terminals.
- Since the hexagon can be adjusted steplessly, the crimping specification can be set freely within 0.08-6mm². (As Step 2)
- After crimping, the terminals look beautiful in hexagon without any flash edge.



本产品采用双作用标准气缸驱动，在压接力和压接速度上具有高效率与高品质的优点。极适用管状端子。

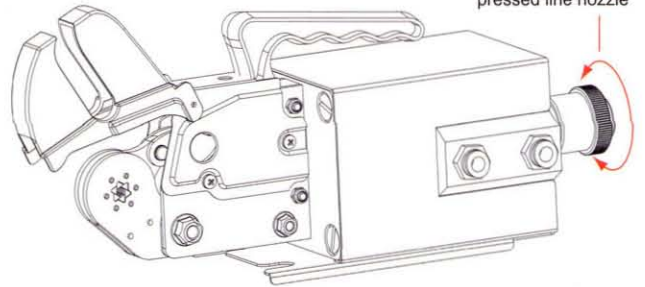
随机附件：脚踏气阀 1 只，气管 2 条

The machine is driven by dual-action normal cylinder, which has advantages of high efficiency and quality in crimping force and speed. The machine is fit for crimping insulated and non-insulated cable end-sleeves.

Accessories: one foot air valve, two air pipes.

工具参数 Specification	
型号 Description	AM-6-6
压接范围 Range of Application	管形端子 0.08-6mm ²
出力 Output force	13.5 KN
气压范围 Applicable air pressure	0.4 ~ 1Mpa
外观尺寸 External dimension	260mm × 120mm × 140mm
重量 Weight	5Kg

调节压线口的口径
Adjust the caliber of pressed line nozzle



① 先把管形端子和相匹配电源线装好。
Assemble the cable end-sleeves and the power supply cord at first



② 根据所需压接的端子直径来调节压接口的大小。(正方向旋转为加大口径，反方向旋转为减小口径)
Adjust the size of nozzle according to the diameter of the clamped cable end-sleeves you required. (Increase caliber by twisting clockwise, Decrease caliber by anticlockwise)



③ 用调整好的口径压接端子。
Clamp the cable end-sleeves with adjusted caliber